



FISCAL SUMMARY DECEMBER 2025



Fiscal Overview


For the full-year period January to December 2025, Grenada's cumulative fiscal performance tracked ahead of baseline targeted projections. Both the primary balance and overall fiscal balance outpaced year-to-date targets, significantly narrowing the anticipated fiscal deficits. This positioning occurred within the framework of a temporary suspension of the 1.5% GDP primary balance fiscal rule, utilized to address capital demands for post-disaster reconstruction.

Revenue and Grant Performance

- Total Revenues and Grants for the month of December 2025 were **\$114.2 million**, representing a minor **\$1.9 million** negative variance against the monthly target of \$116.1 million. Total monthly revenues reached **\$108.7 million**, outperforming the target baseline by \$2.5 million. Under monthly revenue collections, Inland Revenue showed robust performance, yielding **\$49.5 million** indicating a strong year-end collection cycle.
- Conversely, Customs & Excise collections totaled **\$41.5 million**, missing the monthly target by **\$5.7 million**. This targeted shortfall reflects the tail-end application of 100% duty and tax waivers implemented mid-year to lower the cost of building materials and consumer goods.



FISCAL SUMMARY DECEMBER 2025 CONT'D



Revenue and Grant Performance (cont'd)

- Compared to December 2024, total monthly current revenue decreased by **\$8.6 million**. This variance is primarily attributable to the structural normalization of IMA revenues, which fell from \$19.0 million in December 2024 to **\$14.7 million** in December 2025.
- For the final cumulative period January to December 2025, total current revenue reached **\$1,205.5 million**, which is **\$13.1 million** above the year-to-date target. This compares with a cumulative collection of \$1,628.4 million for the same period in 2024, a baseline that was elevated by non-recurrent application backlogs and exceptional disaster insurance payouts.
- Grant inflows for December 2025 were **\$5.5 million**, falling short of the target by \$4.4 million. This brought total full-year grant receipts to **\$102.5 million**, representing a **\$30.0 million** positive variance against the \$72.5 million target.



FISCAL SUMMARY

DECEMBER 2025 CONT'D



Expenditure and Capital Realignment

- Recurrent Expenditure for December 2025 was **\$61.8 million**, which was \$22.7 million below the monthly projection of \$84.5 million. Cumulatively, for the full year January to December 2025, total Recurrent Expenditure stood at **\$1,005.2 million**, keeping the government **\$151.0 million below** the programmed budgetary ceiling of \$1,156.2 million.
- Capital Expenditure for December 2025 was **\$53.1 million**, tracking **\$20.8 million** below the monthly baseline target of \$73.9 million. Despite the December dip, for the full-year cumulative period January to December 2025, total capital expenditure reached **\$503.2 million**, exceeding the targeted budget baseline by **\$6.7 million**

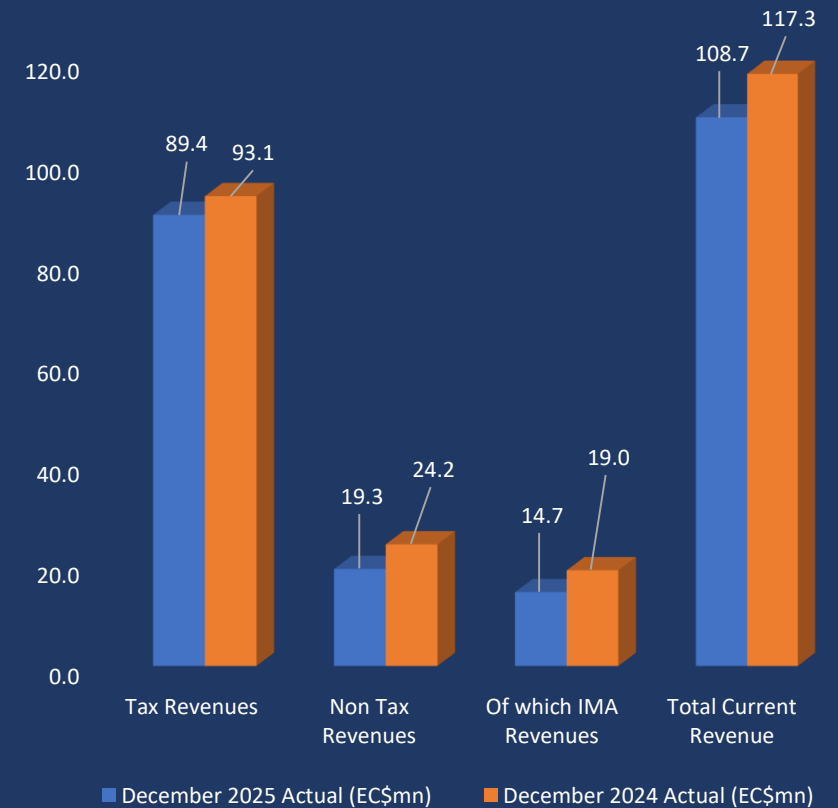
Debt Servicing

- Contractual public debt obligations were serviced as scheduled during the month, with an acceleration in domestic clearings. Principal repayments for December 2025 totaled **\$33.8 million**, \$31.1 million for domestic debt, and \$2.7 million for external debt. This tracks above the targeted allocation of \$10.4 million due to a \$25.0 million overage in domestic amortization schedules. Total interest payments for the month stood at **\$3.0 million**, representing a \$1.8 million savings against the monthly target. Cumulatively, full-year YTD principal payments reached **\$220.2 million** against a target of \$310.5 million.



REVENUE BY TAX CATEGORIES

Revenue Category (Details)	December 2025 Actual (EC\$mn)	December 2024 Actual (EC\$mn)	Variance (EC\$mn)
Taxes on Income and Profit	29.9	33.0	(3.1)
Taxes on Property	2.1	1.6	0.5
Taxes on Goods & Services	15.9	15.2	0.7
Taxes on International Transactions	41.5	43.3	(1.8)
Total Tax Revenue	89.4	93.1	3.7
Non Tax Revenues	19.3	24.2	(4.9)
Of which IMA Revenues	14.7	19.0	(4.3)
Other Exceptional Revenues	-	1.1	(1.1)
Total Current Revenue	108.7	117.3	(8.6)



Ministry of Finance

Exceptional Revenue - Revenue that is not part of the regular collections but has a significant impact for the relevant period.

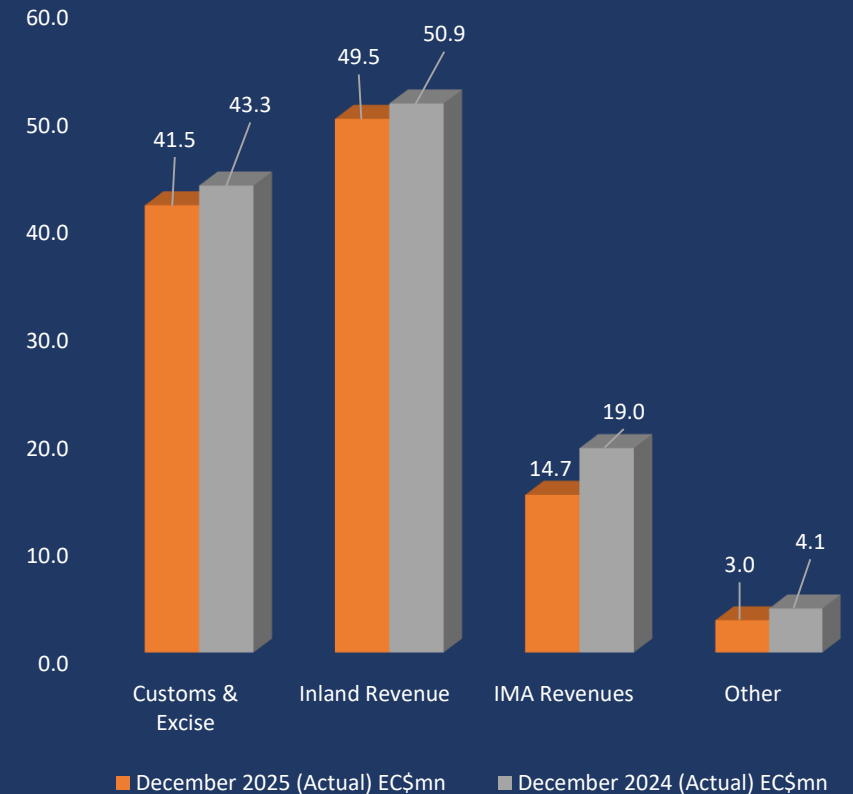




REVENUE COLLECTION BY MAJOR



	December 2025 (Target) EC\$mn	December 2025 (Actual) EC\$mn	December 2024 (Actual) EC\$mn	Variance (2025 Actual vs. 2025 Target) EC\$mn	Variance (2025 Actual vs. 2024 Actual) EC\$mn
Customs & Excise	47.2	41.5	43.3	-5.7	-1.8
Inland Revenue	42.6	49.5	50.9	6.9	-1.4
IMA Revenues	10.4	14.7	19.0	4.3	-4.3
Other	6.0	3.0	4.1	-3.0	-1.1
Total Revenue	106.2	108.7	117.3	2.5	-8.6





RECURRENT EXPENDITURE BY CATEGORY



	December 2025 (Target) EC\$mn	December 2025 (Actual) EC\$mn	December 2024 (Actual) EC\$mn	Variance (2025 Actual vs 2025 Target) EC\$mn	Variance (2025 Actual vs 2024 Actual) EC\$mn
Employee Compensation (Wages, Salaries, Allowances & Employees Social Contributions)	33.9	29.5	27.3	-4.4	2.2
Goods & Services	13.8	12.0	16.5	-1.8	-4.5
Interest Payments	4.8	3.0	2.0	-1.8	1.0
Transfers & Subsidies	26.7	17.3	19.5	-9.4	-2.2
Of which IMA Subventions	-	0.0	0.0	0.0	0.0
IMA Expenses	5.3	0.0	8.5	-5.3	-8.5

Ministry of Finance

Revised Treatment of IMA Expenditures from Fiscal Year 2025: Central Government now provides a subvention to the IMA for citizenship processing costs, replacing direct payments by Central Government.





FISCAL SUMMARY TABLE



	Jan - December 2025 Target EC\$m	Jan - December 2025 Actual (EC\$m)	Jan - December 2024 Actual (EC\$m)	Variance (2025 Actual vs 2025 Target) EC\$m	Variance (2025 Actual vs 2024 Actual) EC\$m
Total Revenues & Grants	1264.9	1308.0	1648.5	43.1	-340.5
Revenues	1192.4	1205.5	1628.4	13.1	-422.9
Grants	72.5	102.5	20.1	30.0	82.4
Total Expenditure	1652.7	1508.4	1397.6	-144.3	110.8
Recurrent Expenditure	1156.2	1005.2	944.5	-151.0	60.7
o/w: Interest Payments	128.8	139.6	124.3	10.8	15.3
Capital Expenditure	496.5	503.2	453.1	6.7	50.1
Primary Balance	-259.0	-60.8	375.2	198.2	-436.0
Overall Balance	-387.8	-200.4	250.9	187.4	-451.3
Memo Items					
IMA Revenues	140.4	192.2	553.7	51.8	-361.5
Contributions to NTF	64.7	92.5	347.6	27.8	-255.1
Approved Projects - Government Contributions	37.7	64.7	162.2	27.0	-97.5
Other IMA Related Fees	38.0	35.0	43.9	-3.0	-8.9
Total Principal Payments	310.5	220.2	294.5	-90.3	-74.3