



FISCAL SUMMARY

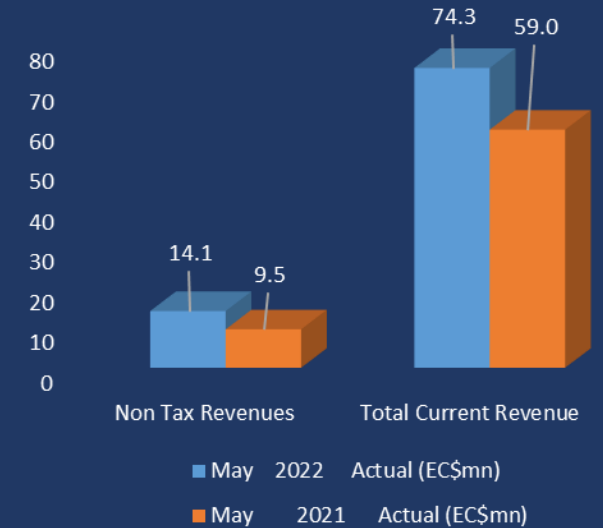
May 2022

1. Current Revenue for May 2022 was \$74.3m, which was \$14.4m more than the 2022 target and \$15.3m more than the collections for May 2021.
2. Total Grants received in May 2022 amounted to \$13.4m which was \$0.6m more than the target and \$3.4m more than the amount spent in May 2021.
3. Total Current Expenditure, excluding principal repayments for the month of May was \$59.0m, which was \$2.9m less than the \$61.9m targeted.
4. Capital Expenditure in May 2022 was \$36.1m, \$17.2m more than the amount spent in May 2021 and above the \$24.4m targeted for the month this year.
5. A primary balance (including grants) of \$3.3m was recorded for the month of May 2022, which was \$6.3m more than the month's target and \$7.4m more than the amount recorded in May 2021.
6. Principal Repayments on Debt for May 2022 was \$17.7m, while interest payments totaled \$10.7m.



REVENUE BY TAX CATEGORIES

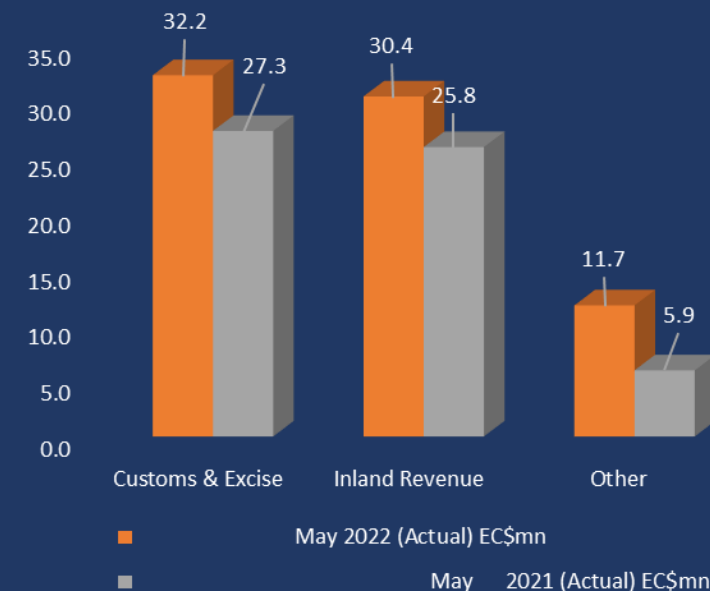
Revenue Category (Details)	May 2022 Actual (EC\$m)	May 2021 Actual (EC\$m)	Variance (EC\$m)
Taxes on Income and Profit	10.6	9.2	1.4
Taxes on Property	3.1	3.0	0.1
Taxes on Goods & Services	14.3	10.0	4.3
Taxes on International Transactions	32.2	27.3	4.9
Non-Tax Revenues	14.1	9.5	4.6
Total Current Revenue	74.3	59.0	15.3





REVENUE COLLECTION BY MAJOR DIVISIONS


	May 2022 (Target) EC\$m	May 2022 (Actual) EC\$m	May 2021 (Actual) EC\$m	Variance (2022 Actual vs. 2022 Target) EC\$m	Variance (2022 Actual vs. 2021 Actual) EC\$m
Customs & Excise	28.0	32.2	27.3	4.2	4.9
Inland Revenue	27.4	30.4	25.8	3.0	4.6
Other	4.5	11.7	5.9	7.2	5.8
Total Revenue	59.9	74.3	59.0	14.4	15.3





RECURRENT EXPENDITURE BY CATEGORY

	May 2022 Target EC\$m	May 2022 Actual EC\$m	May 2021 Actual EC\$m	Variance (2022 Actual vs 2022 Target) EC\$m	Variance (2022 Actual vs 2021 Actual) EC\$m
Employee Compensation (Wages, Salaries, Allowances & Employees Social Contributions)	24.0	23.4	24.4	-0.6	-1.0
Goods & Services	12.1	10.2	12.2	(1.9)	-2.0
Interest Payments	10.6	10.7	11.8	0.1	-1.1
Transfers & Subsidies	15.2	14.6	17.6	-0.6	-3.0
Total (Current Exp.)	61.9	58.9	66.0	-3.0	-7.1



FISCAL SUMMARY

	May 2022 (Target) EC\$m	May 2022 (Actual) EC\$m	May 2021 (Actual) EC\$m	Variance (2022 Actual vs 2022 Target) EC\$m	Variance (2022 Actual vs 2021 Actual) EC\$m
Total Revenues & Grants	72.7	87.7	69.0	15.0	18.7
Revenues	59.9	74.3	59.0	14.4	15.3
Grants	12.8	13.4	10.0	0.6	3.4
Total Expenditure (excl. Principal Repayments)	86.3	95.1	84.9	8.8	10.2
Recurrent Expenditure	61.9	59.0	66.0	-2.9	-7.0
o/w: Interest Payments	10.6	10.7	11.8	0.1	-1.1
Capital Expenditure	24.4	36.1	18.9	11.7	17.2
Primary Balance	-3.0	3.3	-4.1	6.3	7.4
Overall Balance	-13.6	-7.4	-15.9	6.2	8.5
<i>CBI Receipts</i>		38.3	19.5	-	18.8
<i>Government</i>		3.9	2.2	-	1.7
<i>Approved Projects</i>		29.0	10.8	-	18.2
<i>NTF</i>		5.4	6.5	-	-1.1