



FISCAL SUMMARY

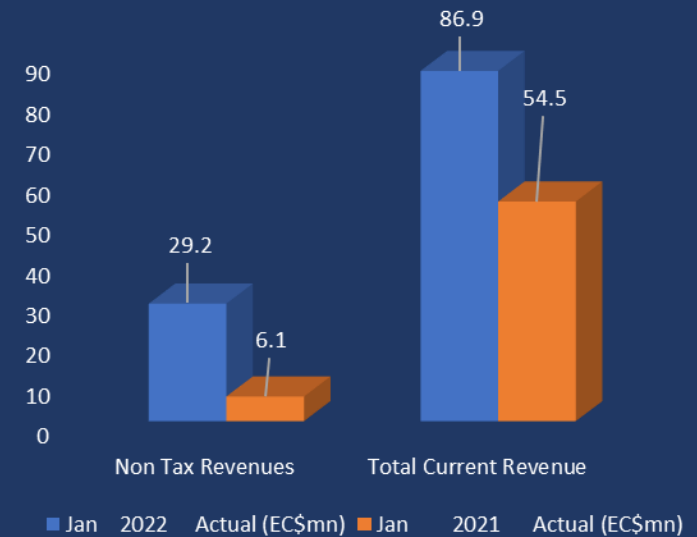
January 2022

1. Current Revenue for January 2022 was \$86.9m, which was \$25m more than the January 2022 target and \$31.4m more than the collections for January 2021. Of the \$86.9m collected \$17.5m of total revenue represents one off receipts in the form of dividends.
2. Total Grants spent in January 2022 amounted to \$5.9m, which was \$2.7m less than the target and \$1.0m less than the amount spent in January 2021.
3. Total Current Expenditure, excluding principal repayments for the month of January was \$46.7m, which was \$3.0m lower than the \$49.7m targeted.
4. Capital Expenditure in January 2022 was \$17.7m, \$10.6m more than the amount spent in January 2021 and above the \$16.4m targeted for the month this year.
5. A primary balance (including grants) of \$30.8m was recorded for the month of January 2022, which was \$26.4m more than the month's target and \$19.2m more than the amount recorded in January 2021.
6. Principal Repayments on Debt for January 2022 was \$27.2m, while interest payments totaled \$2.4m.



REVENUE BY TAX CATEGORIES

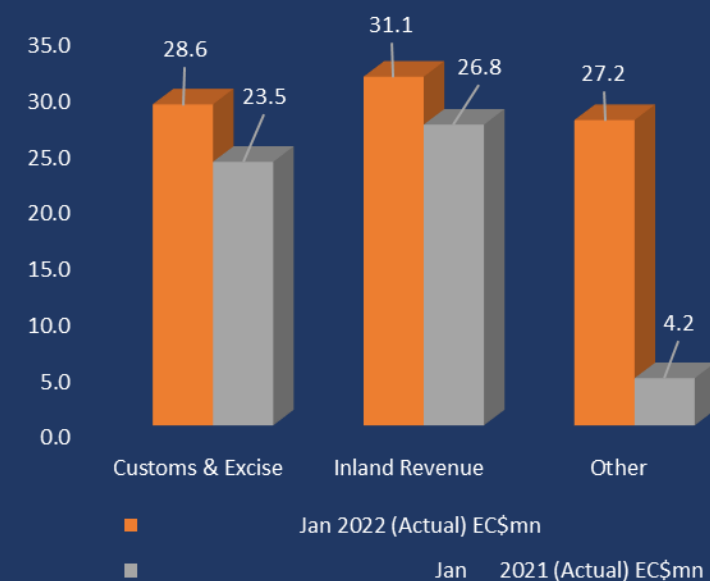
Revenue Category (Details)	January 2022 Actual (EC\$m)	January 2021 Actual (EC\$m)	Variance (EC\$m)
Taxes on Income and Profit	11.3	12.0	(0.7)
Taxes on Property	2.8	1.7	1.1
Taxes on Goods & Services	15.0	11.2	3.8
Taxes on International Transactions	28.6	23.5	5.1
Non-Tax Revenues	29.2	6.1	23.1
Total Current Revenue	86.9	54.5	32.4





REVENUE COLLECTION BY MAJOR DIVISIONS


	January 2022 (Target) EC\$m (a)	January 2022 (Actual) EC\$m (b)	January 2021 (Actual) EC\$m (c)	Variance (2022 Actual vs. 2022 Target) EC\$m (b - c)	Variance (2022 Actual vs. 2021 Actual) EC\$m (b - a)
Customs & Excise	27.3	28.6	23.5	1.3	5.1
Inland Revenue	26.0	31.1	26.8	5.1	4.3
Other	5.9	27.2	4.2	21.3	23.0
Total Revenue	59.2	86.9	54.5	27.7	32.4





RECURRENT EXPENDITURE BY CATEGORY

	January 2022 Target EC\$m (a)	January 2022 Actual EC\$m (b)	January 2021 Actual EC\$m (c)	Variance (2022 Actual vs 2022 Target) EC\$m (b – a)	Variance (2022 Actual vs 2021 Actual) EC\$m (b – c)
Employee Compensation (Wages, Salaries, Allowances & Employees Social Contributions)	23.9	22.9	22.4	-1.0	0.5
Goods & Services	9.0	8.0	9.6	(1.0)	-1.6
Interest Payments	2.7	2.4	2.0	-0.3	0.4
Transfers & Subsidies	14.2	13.4	10.6	-0.8	2.8
Total (Current Exp.)	49.8	46.7	44.6	-3.1	2.1



FISCAL SUMMARY

	January 2022 (Target) EC\$m	January 2022 (Actual) EC\$m	January 2021 (Actual) EC\$m	Variance (2022 Actual vs 2022 Target) EC\$m	Variance (2022 Actual vs 2021 Actual) EC\$m
	(a)	(b)	(c)	(b - a)	(b - c)
Total Revenues & Grants	67.8	92.8	61.4	25.0	31.4
Revenues	59.2	86.9	54.5	27.7	32.4
Grants	8.6	5.9	6.9	-2.7	-1.0
Total Expenditure (excl. Principal Repayments)	66.1	64.4	51.8	-1.7	12.6
Recurrent Expenditure	49.7	46.7	44.7	-3.0	2.0
o/w: Interest Payments	2.7	2.4	2.0	-0.3	0.4
Capital Expenditure	16.4	17.7	7.1	1.3	10.6
Primary Balance	4.4	30.8	11.6	26.4	19.2
Overall Balance	1.7	28.4	9.6	26.7	18.8
<i>CBI Receipts</i>		33.4	16.8	-	16.6
<i>Government</i>		5.5	2.2	-	3.3
<i>Approved Projects</i>		20.3	10.8	-	9.5
<i>NTF</i>		7.6	3.8	-	3.8