



# FISCAL SUMMARY

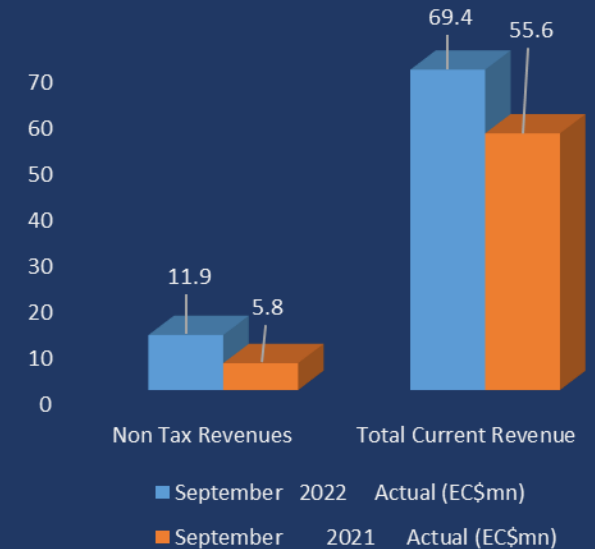
## September 2022

1. Current Revenue for September 2022 was \$69.4m, which was \$15.7m more than the 2022 target and \$13.8m more than the collections for September 2021.
2. Total Grants received in September 2022 amounted to \$36.9m which was \$21.0m more than the target and \$15.1m more than the amount spent in September 2021.
3. Total Current Expenditure, excluding principal repayments for the month of September was \$55.1m, which was \$0.2m less than the \$55.3m targeted.
4. Capital Expenditure in September 2022 was \$32.2m, \$10.9m more than the amount spent in September 2021 and above the \$30.3m targeted for the month this year.
5. A primary balance (including grants) of \$23.9m was recorded for the month of September 2022, which was \$34.6m more than the month's target and \$16.9m more than the amount recorded in September 2021.
6. Principal Repayments on Debt for September 2022 was \$7.8m, while interest payments totaled \$4.9m.



# REVENUE BY TAX CATEGORIES

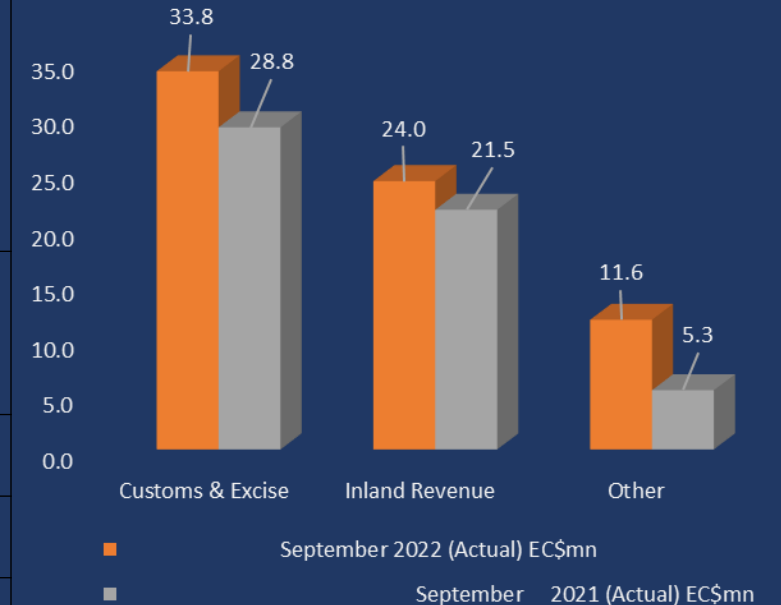
Revenue Category (Details)	September 2022 Actual (EC\$m)	September 2021 Actual (EC\$m)	Variance (EC\$m)
Taxes on Income and Profit	10.5	8.8	1.7
Taxes on Property	1.2	1.5	(0.3)
Taxes on Goods & Services	12.0	10.7	1.3
Taxes on International Transactions	33.8	28.8	5.0
Non-Tax Revenues	11.9	5.8	6.1
<b>Total Current Revenue</b>	<b>69.4</b>	<b>55.6</b>	<b>13.8</b>





# REVENUE COLLECTION BY MAJOR DIVISIONS


	September 2022 (Target) EC\$mn	September 2022 (Actual) EC\$mn	September 2021 (Actual) EC\$mn	Variance (2022 Actual vs. 2022 Target) EC\$mn	Variance (2022 Actual vs. 2021 Actual) EC\$mn
Customs & Excise	26.6	33.8	28.8	7.2	5.0
Inland Revenue	22.7	24.0	21.5	1.3	2.5
Other	4.4	11.6	5.3	7.2	6.3
<b>Total Revenue</b>	<b>53.7</b>	<b>69.4</b>	<b>55.6</b>	<b>15.7</b>	<b>13.8</b>





# RECURRENT EXPENDITURE BY CATEGORY

	September 2022 Target EC\$m	September 2022 Actual EC\$m	September 2021 Actual EC\$m	Variance (2022 Actual vs 2022 Target) EC\$m	Variance (2022 Actual vs 2021 Actual) EC\$m
Employee Compensation (Wages, Salaries, Allowances & Employees Social Contributions )	23.9	22.9	23.7	-1.0	-0.8
Goods & Services	11.6	10.5	13.3	-1.1	-2.8
Interest Payments	5.3	4.9	4.3	-0.4	0.6
Transfers & Subsidies	14.5	16.7	12.0	2.2	4.7
<b>Total (Current Exp.)</b>	<b>55.3</b>	<b>55.0</b>	<b>53.3</b>	<b>-0.2</b>	<b>1.7</b>



# FISCAL SUMMARY

	September 2022 (Target) EC\$mn	September 2022 (Actual) EC\$mn	September 2021 (Actual) EC\$mn	Variance (2022 Actual vs 2022 Target) EC\$mn	Variance (2022 Actual vs 2021 Actual) EC\$mn
<b>Total Revenues &amp; Grants</b>	<b>69.6</b>	<b>106.3</b>	<b>77.4</b>	<b>36.7</b>	<b>28.9</b>
Revenues	53.7	69.4	55.6	15.7	13.8
Grants	15.9	36.9	21.8	21.0	15.1
<b>Total Expenditure (excl. Principal Repayments)</b>	<b>85.6</b>	<b>87.3</b>	<b>74.7</b>	<b>1.7</b>	<b>12.6</b>
Recurrent Expenditure	55.3	55.1	53.4	-0.2	1.7
o/w: Interest Payments	5.3	4.9	4.3	-0.4	0.6
Capital Expenditure	30.3	32.2	21.3	1.9	10.9
<b>Primary Balance</b>	<b>-10.7</b>	<b>23.9</b>	<b>7.0</b>	<b>34.6</b>	<b>16.9</b>
<b>Overall Balance</b>	<b>-16.0</b>	<b>19.0</b>	<b>2.7</b>	<b>35.0</b>	<b>16.3</b>
<i>CBI Receipts</i>		<b>41.7</b>	<b>33.2</b>	-	8.5
<i>Government</i>		<b>9.0</b>	<b>2.6</b>	-	6.4
<i>Approved Projects</i>		<b>28.4</b>	<b>12.8</b>	-	15.6
<i>NTF</i>		<b>4.3</b>	<b>17.8</b>	-	-13.5